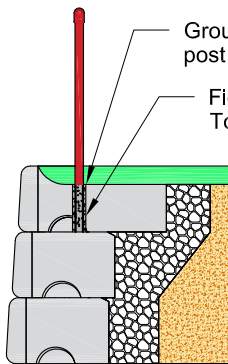
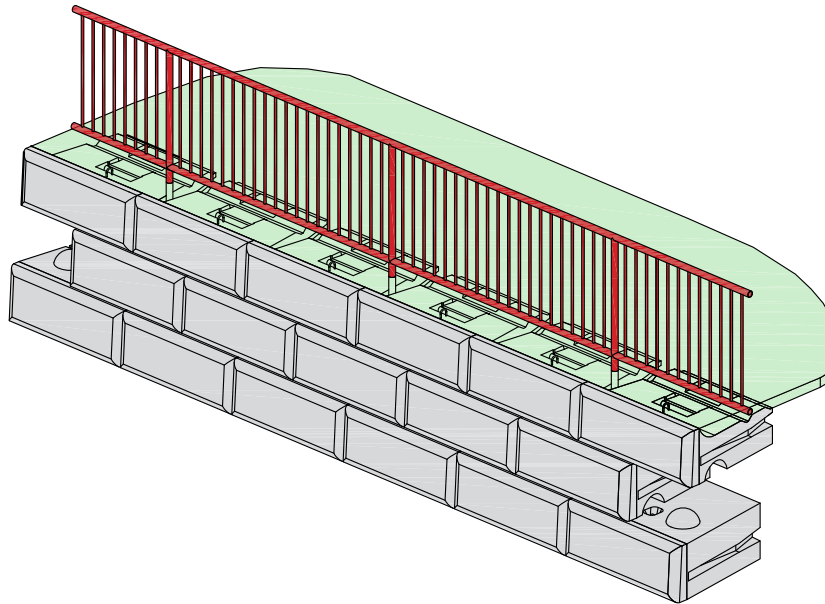
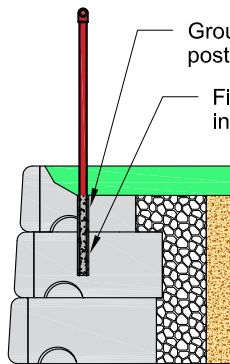


Fence or Pedestrian Guard Connection Options

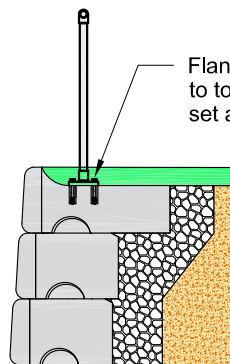


**Grouted Connection
(1 Block)**

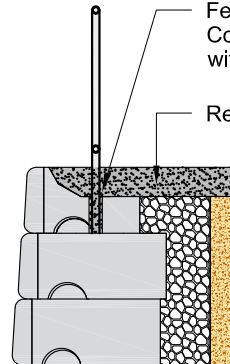


**Grouted Connection
(2 Blocks)**

These generic pedestrian guard and fence details show a few potential options for their installation on the top of a Redi-Rock retaining wall. It is the design engineer's responsibility to fully design and detail the connection of the guard posts to the retaining wall blocks and assure acceptable resistance to the applied forces. Redi-Rock blocks are plain concrete, without steel reinforcement.



Flange Bolted Connection



Moment Slab Connection

This drawing is for reference only. Determination of the suitability and/or manner of use of any details contained in this document is the sole responsibility of the design engineer of record. Final project designs, including all construction details, shall be prepared by a licensed professional engineer using the actual conditions of the proposed site.

DRAWN BY:	JRJ
APPROVED BY:	JRJ
DATE:	06-22-2015
SHEET:	1 of 1

TITLE:	Fence or Pedestrian Guard Connection Options
FILE:	5 Fence or Pedestrian Guard Connection Options 062215.dwg

REDI-ROCK®

05481 US 31 SOUTH, CHARLEVOIX, MI 49720
(866) 222-8400 ext 3010 • engineering@redi-rock.com
www.redi-rock.com